

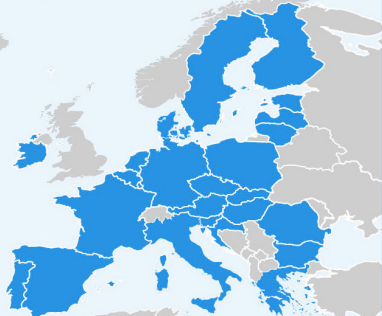



NEW ZEALAND - EUROPEAN UNION

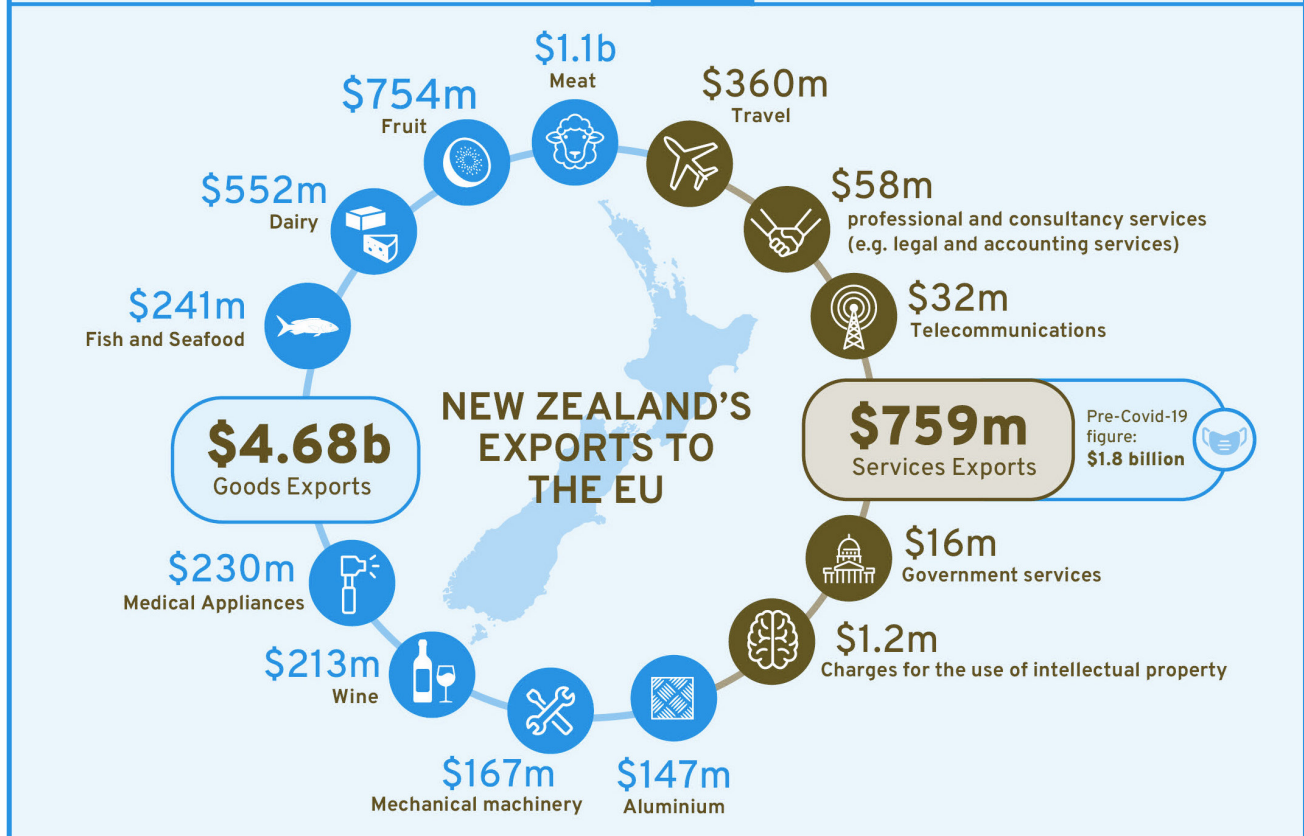
FREE TRADE AGREEMENT



NEW ZEALAND POPULATION		EUROPEAN UNION POPULATION	
5.2 MILLION		448 MILLION	
GDP		GDP	
\$380 BILLION		\$27.1 TRILLION	

TWO-WAY TRADE (GOODS & SERVICES) WORTH \$20.2 BILLION 	THE EU IS NEW ZEALAND'S 4th LARGEST TRADING PARTNER 	THE EU IS NEW ZEALAND'S 2nd LARGEST SOURCE OF DIRECT INVESTMENT 
---	--	--

NZ EXPORTS TO THE EU: TOP 5 DESTINATIONS* NETHERLANDS: \$1.15 BILLION GERMANY: \$1.09 BILLION FRANCE: \$0.57 BILLION ITALY: \$0.35 BILLION BELGIUM \$0.3 BILLION		NZ IMPORTS FROM THE EU: TOP 5 SOURCES GERMANY: \$3.61 BILLION DENMARK: \$1.86 BILLION ITALY: \$1.72 BILLION FRANCE: \$1.67 BILLION IRELAND: \$0.97 BILLION
--	--	--



*This does not include \$0.7 billion of exports to the European Union without a specified country destination.

EU27 includes: Austria, Belgium, Bulgaria, Croatia, Cyprus, Czechia, Denmark, Estonia, Finland, France, Germany, Greece, Hungary, Ireland, Italy, Latvia, Lithuania, Luxembourg, Malta, Netherlands, Poland, Portugal, Romania, Slovakia, Slovenia, Spain, and Sweden.

All figures are in NZD

All figures are for 2022

Source: Stats NZ & World Bank

<https://www.mfat.govt.nz/en/trade/free-trade-agreements/free-trade-agreements-in-force/new-zealand-european-union-free-trade-agreement/key-facts-on-nz-eu-trade/>

